

Intimate Partner Violence Related Homicides

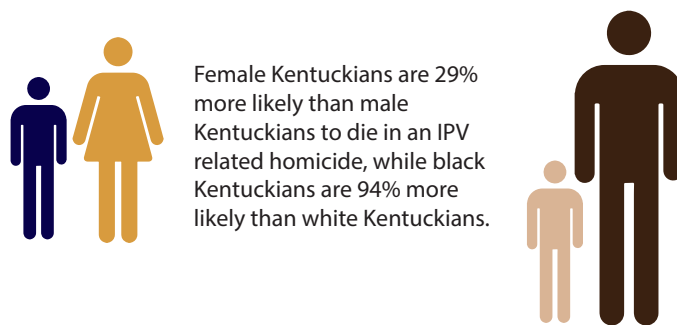
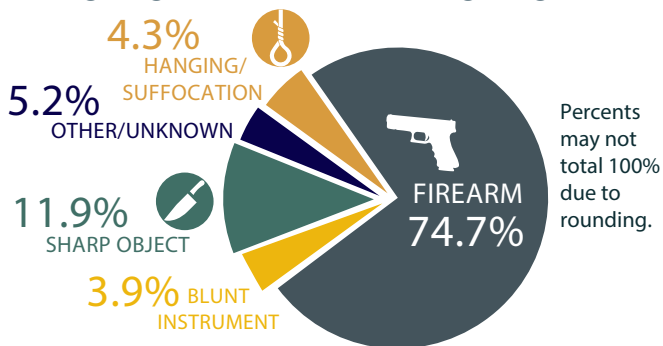
In 2010, 37.5% of female Kentuckians and 31.0% of male Kentuckians reported, during their lifetime, experiencing rape, physical violence, and/or stalking by a past or current intimate partner¹. Intimate partner violence can precipitate homicide. For the purposes of this infographic, homicides will include legal interventions.

Definition	Homicides related to conflict or violence between current or former intimate partners
Victims	462 (20.8%) of Kentucky's homicides with known circumstances
Kentucky's Rate	0.82 per 100,000 people

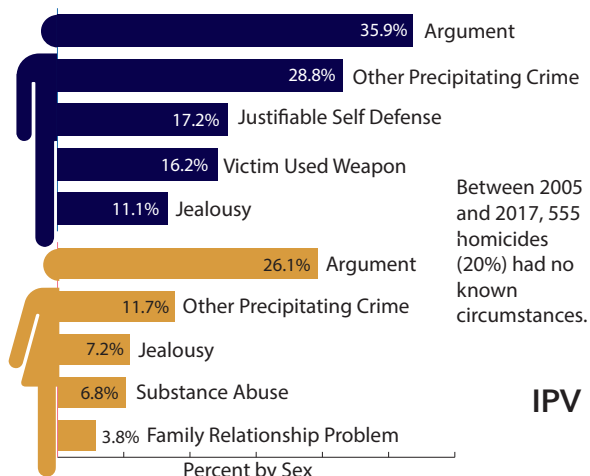
A LOOK AT INTIMATE PARTNER VIOLENCE (IPV) RELATED HOMICIDES

Data from the Kentucky Violent Death Reporting System from 2005-2017

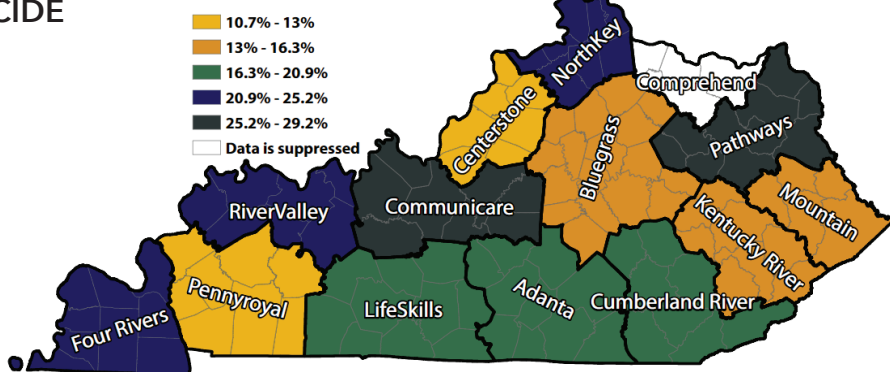
METHOD OF IPV RELATED HOMICIDE



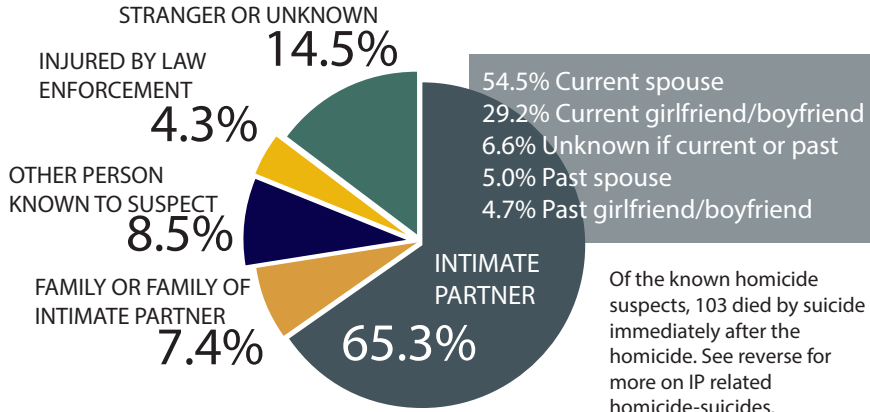
CIRCUMSTANCES OF IPV RELATED HOMICIDE



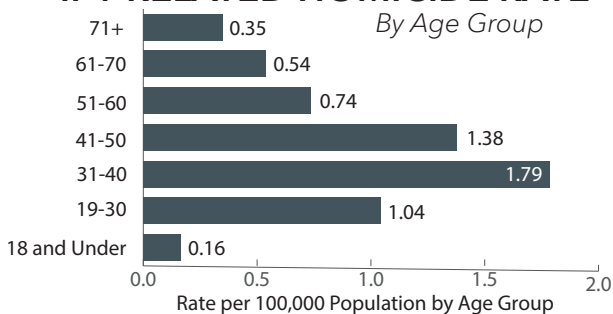
PERCENT OF ALL IPV RELATED HOMICIDES BY COMMUNITY MENTAL HEALTH CENTERS



IPV RELATED HOMICIDE DECEDENT'S RELATIONSHIP TO SUSPECT



IPV RELATED HOMICIDE RATE



1. Black MC, Basile KC, Breiding MJ, Smith SG, Walters ML, Merrick MT, Chen J, Stevens MR. The National Intimate Partner and Sexual Violence Survey (NISVS): 2010 Summary Report. Atlanta, GA: National Center for Injury Prevention and Control, Centers for Disease Control and Prevention; 2011.

All rates in this profile are based on the number of resident deaths that occurred per 100,000 resident population. Populations were sourced from CDC WONDER.

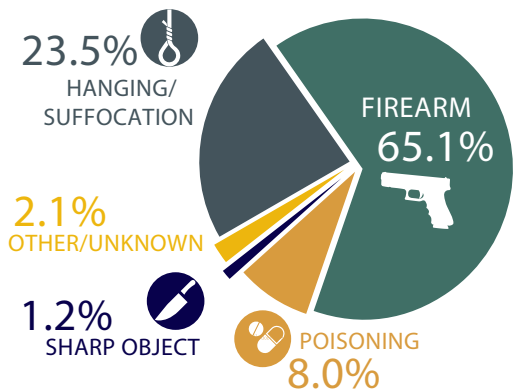
Intimate Partner Problem Related Suicides

Definition	Suicides related to conflict or violence between a decedent and current or former intimate partner(s)
Victims	1,603 (26.2%) of Kentucky's suicides with known circumstances
Kentucky's Rate	2.84 per 100,000 population

A LOOK AT INTIMATE PARTNER PROBLEM (IPP) RELATED SUICIDES

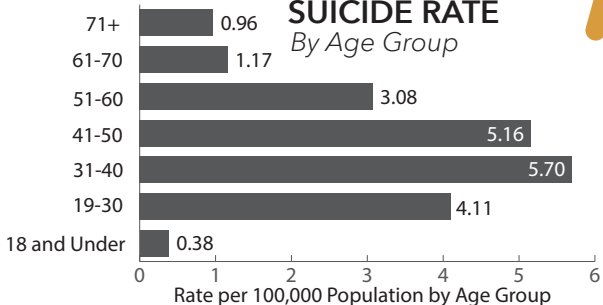
Data from the Kentucky Violent Death Reporting System from 2005-2017

METHOD OF IPP RELATED SUICIDES



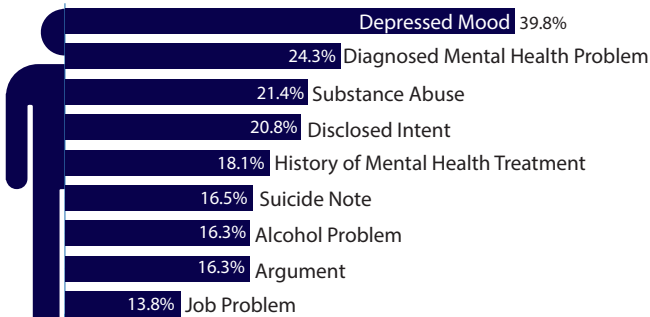


Percents may not total 100% due to rounding.

IPP RELATED SUICIDE RATE By Age Group

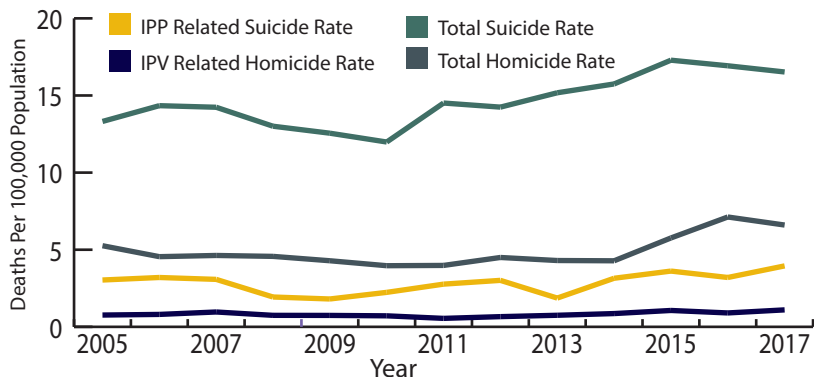


CIRCUMSTANCES OF IPP RELATED SUICIDES



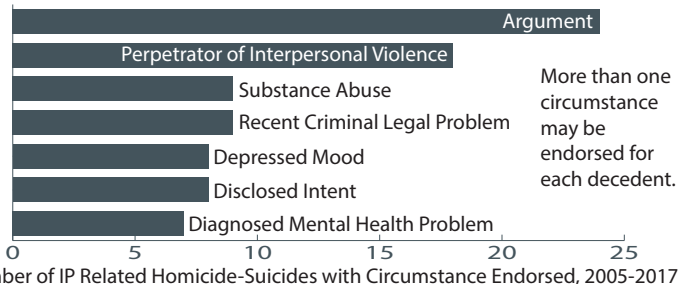
INTIMATE PARTNER (IP) RELATED HOMICIDE AND SUICIDES

RATES OVER TIME



IP RELATED HOMICIDE-SUICIDES

Of the 127 homicide-suicides between 2005 and 2017, 103 (81.1%) incidents involved intimate partner violence and/or problems. Other circumstances of IPV and/or IPP related homicide-suicides include:



More than one circumstance may be endorsed for each decedent.

All rates in this profile are based on the number of resident deaths that occurred per 100,000 resident population. Populations were sourced from CDC WONDER.